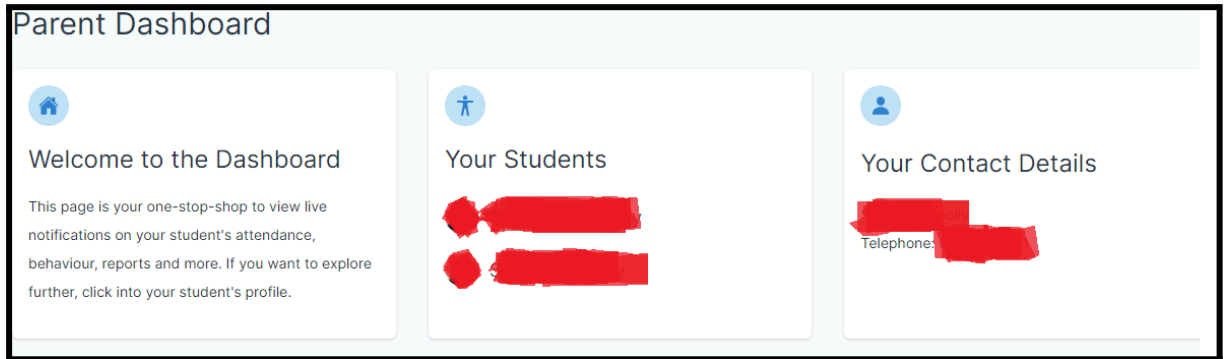
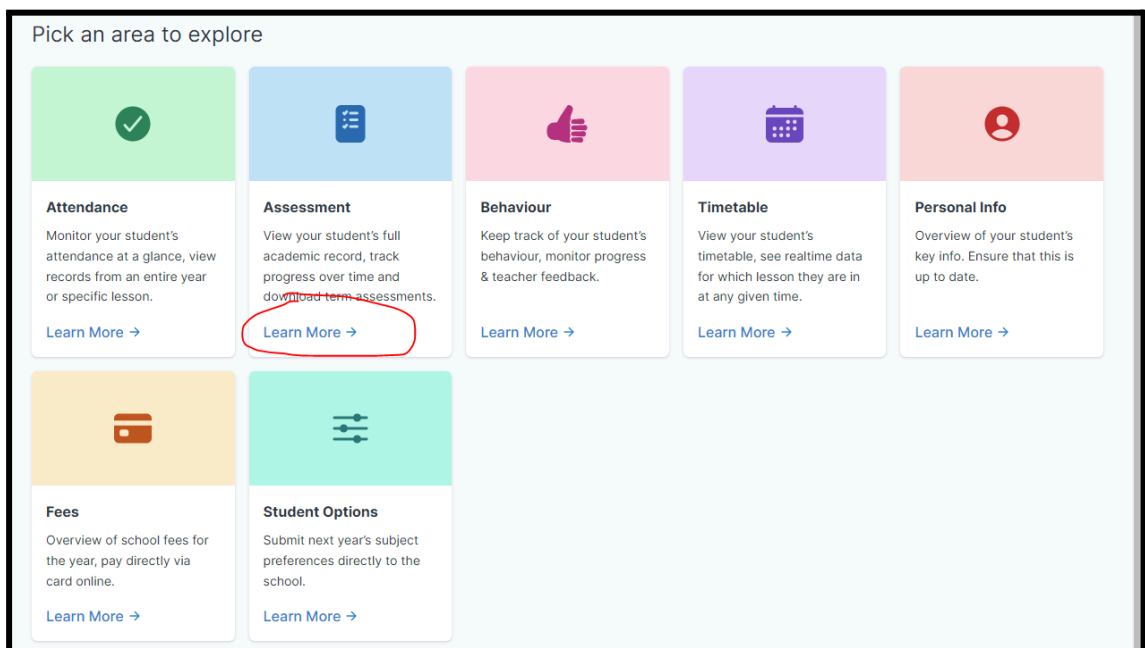


## **VSWare Access to Reports for Parent/Guardian**

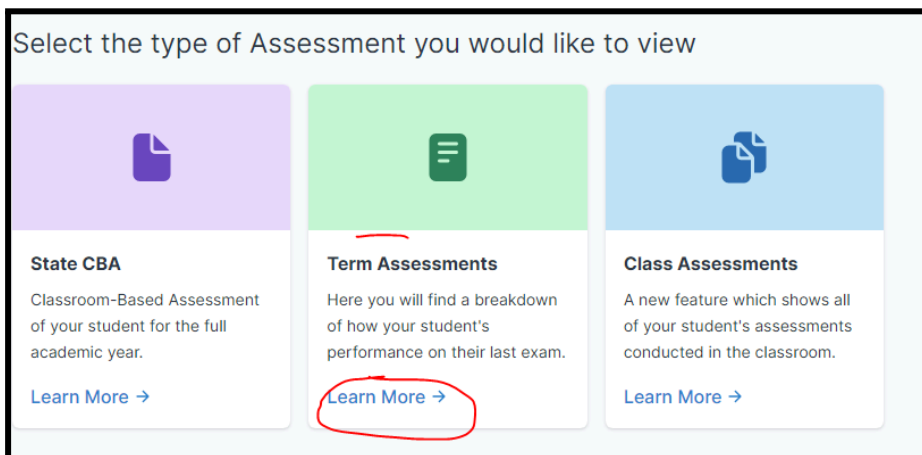
1. Go to [seamountcollege.vsware.ie](https://seamountcollege.vsware.ie) (don't include "www")
2. When logged in to your dashboard select your student (See below)



3. Select **Assessment** (see below)



4. Select **Term Assessments**



5. If you have more than one student with us, return to the **Parent Dashboard** and repeat the steps above for each student.

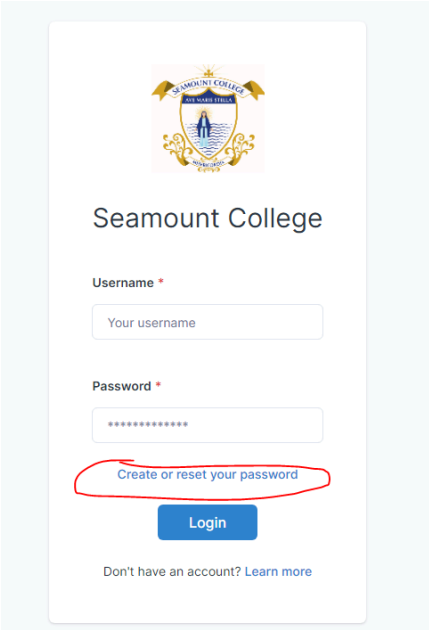
# Troubleshooting

## I don't know my username?

Contact the school who will give it to you. (It was sent along with the text message to say that reports are now available)

## I cannot remember my password

Select "create or reset password" on home page and follow instructions from there



Seamount College

Username \*

Your username

Password \*

\*\*\*\*\*

Create or reset your password

Login

Don't have an account? [Learn more](#)

## I have reset my password but not received a code by text message

Try again, ensuring you enter the last 4 digits of your phone number when prompted (ensure this is the phone number on which you receive text message alerts from the school).

If this doesn't work, please contact the school.

**Note- Non Irish mobile phone numbers do not seem to work with VSWare.**

## I am logged in but cannot access the assessment feature

This seems to work best using Google Chrome and using a laptop/computer rather than a mobile phone