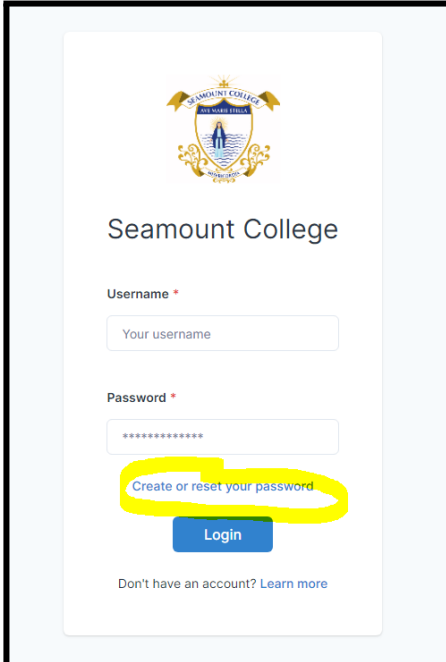


## On a Laptop/Computer

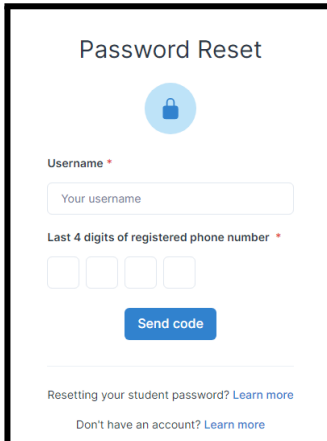
Go to [seamountcollege.vsware.ie](https://seamountcollege.vsware.ie) (no www)

If you have accessed before and know your username and password simply enter them.

If you are signing in for the first time or do not know your password, please click the area circled yellow



From there enter your username (available from the school) and the last 4 digits of your mobile number. A password will then be sent to this number



### **Possible issues that may arise**

#### ***I do not know my username***

Contact [admin@seamountcollege.ie](mailto:admin@seamountcollege.ie) and we will send it to you

#### ***I have entered the correct username and mobile number but no text is coming through***

Contact [admin@seamountcollege.ie](mailto:admin@seamountcollege.ie) and we will check that we have the correct mobile number for you.

If you are using a non Irish mobile number, there may be difficulties, again contact via email.

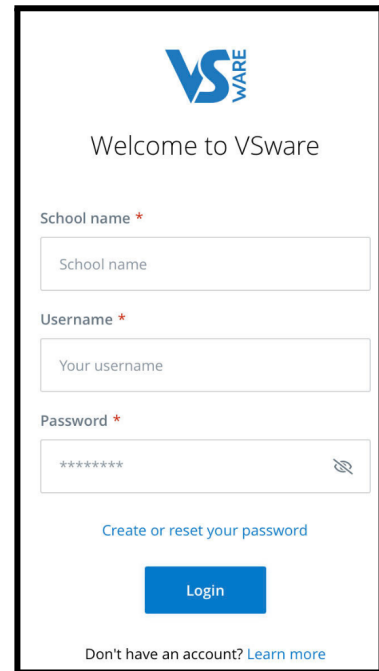
#### ***I have more than one son/daughter in Seamount, but when I log in I do not see all of my household***

Contact [admin@seamountcollege.ie](mailto:admin@seamountcollege.ie) and we will update the system.

**In all contact please quote your son/daughter (s) names and classes.**

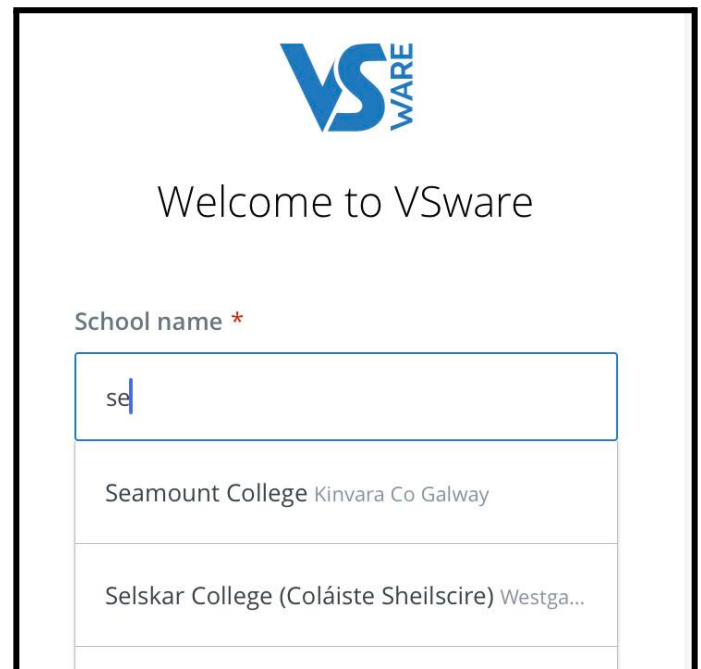
## From a Mobile Phone/Device

Download the VSWare App



The screenshot shows the VSWare login page. At the top is the VSWARE logo. Below it is the text "Welcome to VSware". The form contains three input fields: "School name \*" with a placeholder "School name", "Username \*" with a placeholder "Your username", and "Password \*" with a placeholder "\*\*\*\*\*" and a toggle icon. Below the password field is a link "Create or reset your password". At the bottom of the form is a blue "Login" button. At the very bottom, there is a link "Don't have an account? [Learn more](#)".

Under school name begin typing Seamount College and the school will appear



The screenshot shows the VSWare login page with the "School name \*" field active. The text "se" is entered in the field, and a dropdown menu is open below it. The dropdown menu lists two options: "Seamount College Kinvara Co Galway" and "Selskar College (Coláiste Sheilscire) Westga...".

From there follow the steps on the previous page re logging in/resetting passwords etc.